

# Will They Float?

by **Feana Tu'akoi**  
photographs by **Mark Coote**



Published 2016 by the Ministry of Education,  
PO Box 1666, Wellington 6140, New Zealand.  
[www.education.govt.nz](http://www.education.govt.nz)

The Ministry of Education and Lift Education would like to thank Dr Cathy Bunting (University of Waikato) and Dr Sarah Kenworthy (“Sarah the Scientist”) for their assistance with this book.

Text copyright © Crown 2016

Photographs copyright © Crown 2016

The design behind the headings, the thought bubbles and illustrations on pages 6–7, and the speech bubbles on page 15 are by Simon Waterfield copyright © Crown 2016.

All rights reserved.

Enquiries should be made to the publisher.

Publishing services: Lift Education E Tū

Editor: Bernadette Wilson

Designer: Simon Waterfield

Literacy Consultant: Kay Hancock

Consulting Editors: Hōne Apanui and Emeli Sione

ISBN 978 0 478 16492 3 (print)

ISBN 978 1 77663 515 3 (online)

Replacement copies may be ordered from Ministry of Education Customer Services,  
online at [www.thechair.co.nz](http://www.thechair.co.nz)

by email: [orders@thechair.minedu.govt.nz](mailto:orders@thechair.minedu.govt.nz)

or freephone 0800 660 662

Please quote item number 16492.

The teacher support material (TSM) and audio for Ready to Read texts  
can be found online at [www.readytoread.tki.org.nz](http://www.readytoread.tki.org.nz)

See <http://scienceonline.tki.org.nz/What-do-my-students-need-to-learn/Building-Science-Concepts>  
for support with the science concepts in this text.

# Will They Float?

by **Feana Tu‘akoi**  
photographs by **Mark Coote**

## Contents

- 2** Floating and sinking
- 3** Will these objects float?
- 4** Did they float?
- 6** Thinking like scientists
- 8** How can we find out more?
- 8** Does it matter what size an object is?
- 12** Does it matter what shape an object is?
- 14** What do you think?

# Floating and sinking

Some things **float** and some things **sink**.

The leaf floats.

It rests on top of the water.



The stone sinks.

It falls through the water  
to the bottom of the container.

# Will these objects float?



nail



toy car



apple



pencil



block



marble



tennis ball



potato



toy boat



modelling clay

Look at these **objects**.

Will these objects float?

What do you think?

We can be like scientists.

We can **test** the objects.

We can put them in water








to see if they will float.

# Did they float?

Some objects floated  
and some did not float.  
We can **sort** the objects.



We can make a **table**  
to show what we found out.

	Objects	Floated	Did not float
	apple	✓	
	tennis ball	✓	
	marble		✓
	potato		✓
	block	✓	
	nail		✓
	toy car		✓
	toy boat	✓	
	pencil	✓	
	modelling clay		✓

# Thinking like scientists

The table shows us what things floated and what things did not float. We can think like scientists. We can ask questions.

Do small things float?

Do big things sink?

Why did some things float and some things sink?

Does it matter what size an object is?

Do heavy things sink?

Does it matter what shape it is?



## How can we find out more?

We can test our questions.

Does it matter what size an object is?

Do small things float?  
Do big things sink?



The marble is smaller than the tennis ball.

The marble is small, but it sinks.

The marble is **heavy for its size.**



The tennis ball is bigger than the marble, but it floats.

The tennis ball is **light for its size.**

What if the objects  
are the same size?

Look at the apple  
and the potato.  
They are about  
the same size,  
but the apple floats  
and the potato sinks.



The apple floats because  
it is light for its size.

The potato sinks because  
it is heavy for its size.

## Does it matter what shape an object is?

The ball of modelling clay is heavy for its size.  
It sinks to the bottom.



What if we change the shape of the modelling clay?  
We can make it into a bigger shape.  
Now it is light for its size.  
It can float on the water.



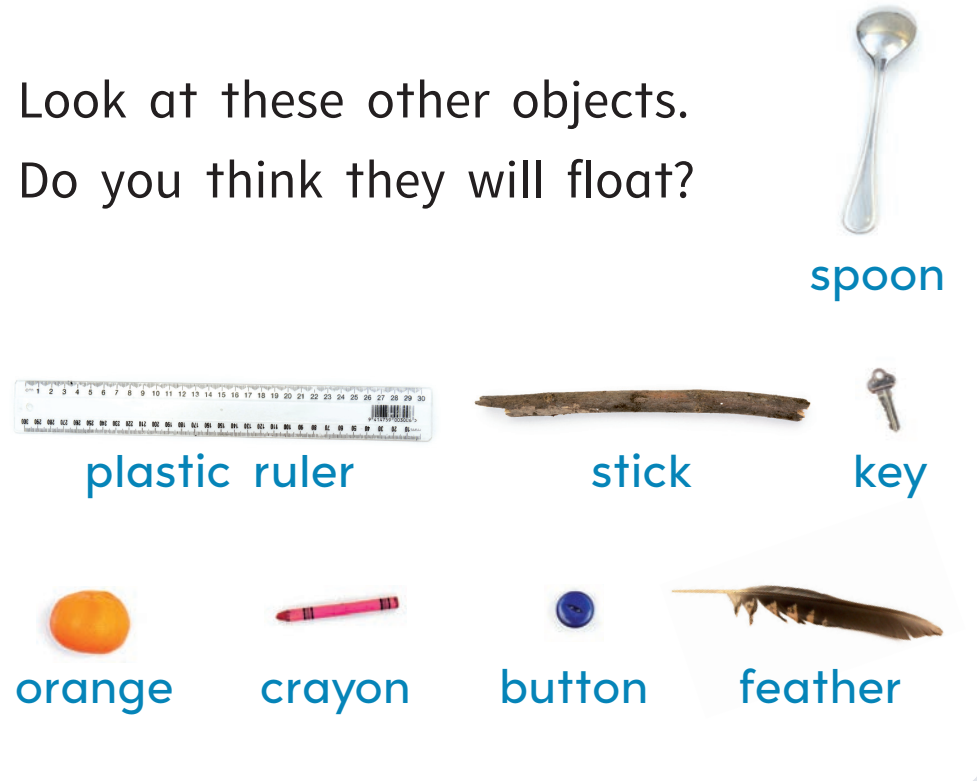


# What do you think?

Look at the toy dinosaur.  
 Will it float?  
 Is it light for its size?  
 Is it heavy for its size?  
 What do you think?



Look at these other objects.  
 Do you think they will float?



Draw a table to show what you think will happen.



Now, be like a scientist.  
Test the objects.  
What will you find out?



Objects	What we think will happen		What we found out	
	Will float	Will not float	Floated	Did not float

This book is for students to read and enjoy after they have become very familiar with the big book during many shared reading sessions.

Scan the QR code or use the short URL to go directly to an audio recording of this book.



Will They Float?

[bit.ly/2QWHInc](https://bit.ly/2QWHInc)



**MINISTRY OF EDUCATION**  
TE TĀHUHU O TE MĀTAURANGA

[New Zealand](https://www.govt.nz/) Government

